

award plan



404849

DOE ARCHIVES

JUNE 1954

415

PRODUCTION


	Frequency Rate		Severity Rate	
	1954 (6 mos.)	1953	1954 (6 mos.)	1953
DU PONT CO., Newport, Indiana	0.00	0.81	0.00	0.18
HOOVER ELECTROCHEMICAL CO., Niagara Falls, N. Y.	0.00	0.00	0.00	0.00
UNITED LEAD CO., Middlesex, New Jersey	0.00	29.12	0.00	1.53
GENERAL ELEC. CO. (Prod.), Richland, Wash.	0.37	0.74	0.03	0.03
DU PONT CO., Augusta, Georgia	0.76	0.75	0.008	0.04
GOODYEAR ATOMIC CORP., Portsmouth, Ohio	0.78	1.15	0.003	0.02
CARBIDE & CARBON (Y-12), Oak Ridge, Tenn.	0.93	1.68	0.05	0.30
DOW CHEMICAL CO., Boulder, Colorado	1.88	0.52	0.36	0.01
NATIONAL LEAD COMPANY, Fernald, Ohio	2.06	1.74	6.18	0.04
MALLINCKRODT CHEM. WORKS, St. Louis, Mo.	2.40	4.25	0.03	0.05
CARBIDE & CARBON (C-31), Paducah, Ky.	2.68	2.98	0.09	0.24
BENDIX AVIATION CORP., Kansas City, Mo.	3.04	2.30	0.54	0.34
CARBIDE & CARBON (K-25), Oak Ridge	3.93	3.14	0.42	0.22
BRUSH BERYLLIUM CO., Luckey & Cleveland, Ohio	8.66	1.97	0.65	0.01
GALIGHER COMPANY, Monticello	8.83	58.45	0.86	0.47
AMER. SMELTING & REFINING CO., Grand Junction, Colo., and Monticello, Utah	10.54	5.93	0.06	0.01
3-Year Average (1951-1953)		1.81		0.21

RESEARCH

PHILLIPS PETROLEUM CO., Idaho Falls	0.00	3.54	0.00	0.008
ATOMIC BOMB CASUALTY COMM., Tokyo	0.00	0.00	0.00	0.00
GENERAL ELEC. CO., Lockland, Ohio	0.00	0.00	0.00	0.00
AMES LABORATORY, Ames, Iowa	0.00	5.53	0.00	0.03
NORTH AMERICAN AVIATION, Downey, Calif.	0.00	3.27	0.00	0.02
WESTINGHOUSE ELEC. CORP., Idaho Falls	0.00	5.28	0.00	0.02
UNIV. OF ROCHESTER (AEC Project), Rochester, N. Y.	0.00	4.26	0.00	0.04
BATTELLE MEMORIAL INSTITUTE, Columbus, Ohio	0.00	0.00	0.00	0.00
U. S. GEOLOGICAL SURVEY, Grand Junction	0.00	0.00	0.00	0.00
EDGERTON, GERMESHAUSEN & GRIER, Boston, Mass.	0.00	0.00	0.00	0.00
ARGONNE CANCER RESEARCH HOSPITAL, Chicago	0.00	0.00	0.00	0.00
U. S. GEOLOGICAL SURVEY, Washington, D. C.	0.00	0.00	0.00	0.00
AMERICAN CYANAMID CO., Winchester, Mass.	0.00	0.00	0.00	0.00
MASS. INST. OF TECHNOLOGY, Cambridge, Mass.	0.00	7.83	0.00	0.06
UNIV. OF CALIF., Los Angeles	0.00	4.16	0.00	0.16
COLUMBIA UNIVERSITY, New York, N. Y. (RM)	0.00	0.00	0.00	0.00
CARNEGIE INST. OF TECH., Saxonburg, Pa.	0.00	0.00	0.00	0.00
UNIV. OF ROCHESTER (Cyclotron), Rochester, N. Y.	0.00	0.00	0.00	0.00
NEW YORK UNIVERSITY, New York, N. Y.	0.00	0.00	0.00	0.00
AMERICAN CYANAMID CO., Grand Junction	0.00	--	0.00	--
ARGONNE NATL. LAB., Idaho Falls	0.00	0.00	0.00	0.00
INTERNATIONAL MINERALS & CHEM. CORP., Mulberry, Fla.	0.00	14.31	0.00	0.03
WESTERN RESERVE UNIV., Cleveland	0.00	0.00	0.00	0.00
IDAHO STATE COLLEGE, Pocatello, Idaho	0.00	0.00	0.00	0.00
CARBIDE & CARBON (ORNL), Oak Ridge	0.40	1.60	0.02	0.06
SANDIA CORPORATION, Albuquerque, N. Mex.	0.75	1.89	0.01	0.04
WESTINGHOUSE ELEC. CORP., Pittsburgh, Pa.	1.24	1.24	0.01	0.05
BROOKHAVEN NATIONAL LAB., Patchogue, N. Y.	1.34	1.52	0.006	0.02
MOUND LABORATORY, Miamisburg, Ohio	2.16	0.00	0.18	0.00
KNOLLS ATOMIC POWER LAB., Schenectady, N. Y.	2.33	2.09	0.03	0.04
SYLVANIA ELEC. PRODUCTS, Bayside, N. Y.	3.23	13.20	0.03	0.23
LOS ALAMOS SCIENTIFIC LAB., Los Alamos	4.38	3.20	2.25	0.03

US DOE ARCHIVES
326 U.S. ATOMIC ENERGY COMMISSION

RG DOE HISTORIAN (DBM)
Collection 1132
Box 3356
Folder #4



award plan



JUNE 1954

RESEARCH (Cont'd)


	<u>Frequency Rate</u>		<u>Severity Rate</u>	
	<u>1954</u> (6 Mos.)	<u>1953</u>	<u>1954</u> (6 Mos.)	<u>1953</u>
ARGONNE NATIONAL LAB., Chicago, Ill.	4.75	8.71	0.03	0.53
OAK RIDGE INSTITUTE OF NUCLEAR STUDIES	6.09	2.83	0.01	0.01
UNIV. OF CALIF. RAD. LAB., Berkeley, Calif.	6.28	6.40	0.04	0.04
CALIF. RESEARCH & DEV. CO., Livermore, Calif.	6.80	1.87	0.05	0.01
AMERICAN CAR & FOUNDRY, Los Alamos	6.84	20.29	0.03	0.84
ATOMIC ENERGY PROJECT, UCLA, Los Angeles, Calif.	6.92	0.00	0.01	0.00
UNIV. OF TENNESSEE (Agric. Research), Oak Ridge	13.26	6.57	0.07	0.25
CAMBRIDGE CORP., Los Alamos	13.49	5.02	0.22	0.10
3-Year Average (1951-1953)		3.11		0.19

SERVICES

OAK RIDGE HOSPITAL, Oak Ridge	0.00	2.76	0.00	0.01
AMERICAN INDUSTRIAL TRANSPORT, Oak Ridge	0.00	2.76	0.00	0.14
HARDING-WILLIAMS DIXIE CORP., Augusta, Georgia	0.00	0.00	0.00	0.00
COMMONWEALTH, INC., Richland	0.00	0.00	0.00	0.00
OLYMPIC COMMISSARY, Las Vegas	0.00	0.00	0.00	0.00
MCGRAW-HILL BOOK CO., Oak Ridge	0.00	0.00	0.00	0.00
SOUTHERN RAILWAY CO., Oak Ridge	0.00	0.00	0.00	0.00
P. S. LORD, Richland	0.00	0.00	0.00	0.00
GENERAL ELECTRIC CO. (Servs.), Richland	1.64	0.00	0.07	0.00
MANAGEMENT SERVICES INC., Oak Ridge	3.82	3.59	0.08	0.16
OAK RIDGE SCHOOLS, Oak Ridge	4.21	4.74	0.07	0.05
ZIA COMPANY, Los Alamos	8.21	4.69	0.10	0.15
REYNOLDS ELECTRIC CO., Las Vegas	8.57	4.58	0.05	0.09
WALKER-LYBARGER, Grand Junction	9.17	8.53	18.47	0.41
FEDERAL SERVICES, Las Vegas	33.23	6.85	0.66	0.38
3-Year Average (1951-1953)		4.00		0.55

COST-PLUS CONSTRUCTION

J. A. JONES, Richland	0.00	0.00	0.00	0.00
GENERAL ELEC. REALTY CORP., Schenectady	0.00	0.00	0.00	0.00
ILLINOIS CENTRAL RAILROAD, Paducah	0.00	0.00	0.00	0.00
PITTSBURGH TESTING LAB., Schenectady	0.00	0.00	0.00	0.00
DU PONT CO., Augusta	0.35	0.98	0.02	0.78
PETER KIEWIT SONS', Portsmouth	1.68	1.96	0.06	0.56
HOLMES & NARVER, Los Angeles	2.26	6.19	0.09	0.42
LOS ALAMOS CONSTRUCTORS, Los Alamos	2.63	13.36	0.09	0.28
F. H. MCGRAW & CO., Paducah, Ky.	3.25	3.73	0.38	1.02
GEORGE A. FULLER, Cincinnati, Ohio	3.46	2.36	20.73	0.15
MAXON CONSTRUCTION CO., Oak Ridge	4.75	5.92	3.12	1.18
RUST ENGINEERING CO., Oak Ridge	5.54	0.00	0.25	0.00
KAISER ENGINEERS, Richland	5.63	8.14	1.56	1.81
BLAW-KNOX CONSTRUCTION CO., Richland	5.96	3.47	2.26	0.18
GENERAL DYNAMICS CORP., Schenectady	7.40	3.72	0.25	0.02
3-Year Average (1951-1953)		2.99		1.00




award plan



JUNE 1954

<u>LUMP-SUM CONSTRUCTION</u>	<u>Frequency Rate</u>		<u>Severity Rate</u>	
	<u>1954</u> (6 mos.)	<u>1953</u>	<u>1954</u> (6 mos.)	<u>1953</u>
L. H. HOFFMAN, Richland	0.00	0.00	0.00	0.00
BLAW-KNOX, Idaho Falls	0.00	--	0.00	--
GASLAND COMPANY, Richland	0.00	--	0.00	--
FARNSWORTH & CHAMBERS, Los Alamos	0.00	--	0.00	--
J. F. PRITCHARD CO., Idaho Falls	0.00	--	0.00	--
ARRINGTON CONSTRUCTION, Idaho Falls	0.00	0.00	0.00	0.00
FRED BERGLUND & SON, Lemont	0.00	--	0.00	--
PIONEER CONSTR. CO., Schenectady	0.00	--	0.00	--
J. A. FERNALD CO., Las Vegas	0.00	--	0.00	--
FRONTIER DRILLING CO., Las Vegas	0.00	--	0.00	--
JACK ADAMS, Los Alamos	0.00	--	0.00	--
CARL E. NELSON, Idaho Falls	0.00	--	0.00	--
E. B. STEELE, Idaho Falls	0.00	0.00	0.00	0.00
IDEAL ASPHALT PAVING CO., Las Vegas	0.00	--	0.00	--
PAUL McCLENDON CO., Albuquerque	0.00	--	0.00	--
CISCO CONSTR. CO., Idaho Falls	0.00	--	0.00	--
HADDOCK ENGINEERS, LTD., Albuquerque	0.00	0.00	0.00	0.00
BURNS & McDONNELL, Oak Ridge	0.00	--	0.00	--
F. M. LIMBAUGH ENGR., Albuquerque	0.00	--	0.00	--
GEORGE E. MILLER CO., Las Vegas	0.00	--	0.00	--
CHICAGO BRIDGE & IRON, Schenectady	0.00	24.49	0.00	0.22
JOSEPH VASCONCELLOS, Idaho Falls	0.00	--	0.00	--
BROWN-NEIL CORP., Oak Ridge	0.00	--	0.00	--
CONGRESS PLUMBING & HEATING CORP., Schenectady	0.00	--	0.00	--
EDW. D. CAMMAROTA CO., Schenectady	0.00	0.00	0.00	0.00
CHAS. HOBSON CO., Oak Ridge	0.00	17.45	0.00	0.19
YEAROUT ELEC. CO., Albuquerque	0.00	0.00	0.00	0.00
JOSEPH CASHIER & CO., Schenectady	0.00	--	0.00	--
F. W. CERNICK, Schenectady	0.00	--	0.00	--
BLOUNT BROS. CONSTRUCTION, Oak Ridge	6.09	9.40	0.20	0.08
SOUND CONSTRUCTION & ENGR. CO., Richland	11.52	6.26	0.40	0.04
RUST ENGINEERING, Schenectady	14.80	11.83	4.00	0.78
UTAH CONSTRUCTION CO., Idaho Falls	18.07	21.02	0.53	0.33
SWINERTON-WAHLBERG CO., San Francisco	18.21	0.00	2.68	0.00
R. E. McKEE, Los Alamos	22.50	12.90	0.67	0.96
J. LANSING FINLAY, Schenectady	66.49	0.00	0.96	0.00
3-Year Average (1951-1953)		12.39		3.23



award plan



DO NOT ARCHIVES

JUNE 1954

ARCHITECT-ENGINEERING

	<u>Frequency Rate</u>		<u>Severity Rate</u>	
	<u>1954</u> (6 mos.)	<u>1953</u>	<u>1954</u> (6 mos.)	<u>1953</u>
CATALYTIC CONSTRUCTION CO., Oak Ridge	0.00	7.69	0.00	0.38
GIFFELS & VALLET, Portsmouth	0.00	0.00	0.00	0.00
GIFFELS & VALLET, Oak Ridge	0.00	0.00	0.00	0.00
SINGMASTER & BREYER, NYO	0.00	0.00	0.00	0.00
VITRO CORP., New York and Richland	0.00	0.00	0.00	0.00
GIFFELS & VALLET, Paducah	0.00	2.64	0.00	0.01
A. M. KINNEY, Portsmouth	0.00	5.95	0.00	0.13
CHAS. T. MAIN, Richland	0.00	0.00	0.00	0.00
SMITH, HINCHMAN & GRYLLS, Portsmouth	0.00	0.00	0.00	0.00
CATALYTIC CONSTR. CO., Fernald, Ohio	0.00	0.00	0.00	0.00
SMITH, HINCHMAN & GRYLLS, Oak Ridge	0.00	0.00	0.00	0.00
SILAS MASON CO., Las Vegas	0.00	0.00	0.00	0.00
SARGENT & LUNDY, Paducah	0.00	0.00	0.00	0.00
BLACK & VEATCH, Los Alamos	0.00	0.00	0.00	0.00
VITRO CORPORATION, Oak Ridge	0.00	0.00	0.00	0.00
SARGENT & LUNDY, Oak Ridge	0.00	0.00	0.00	0.00
W. C. KRUGER, Los Alamos	0.00	0.00	0.00	0.00
RALPH M. PARSONS, Idaho Falls	0.00	0.00	0.00	0.00
SKIDMORE, OWINGS & MERRILL, Los Alamos	0.00	0.00	0.00	0.00
RALPH M. PARSONS, Los Alamos	0.00	0.00	0.00	0.00
MAX FLATOW, Los Alamos	0.00	0.00	0.00	0.00
K. S. CLARK, Albuquerque	0.00	0.00	0.00	0.00
GOLDEN & BRYANT, Albuquerque	0.00	0.00	0.00	0.00
3-Year Average (1951-1953)		1.26		0.55

GOVERNMENT

HANFORD	0.00	0.00	0.00	0.00
GRAND JUNCTION	0.00	3.08	0.00	0.12
IDAHO	0.00	5.43	0.00	0.07
SAVANNAH RIVER	0.00	0.00	0.00	0.00
CHICAGO	0.00	0.00	0.00	0.00
SCHENECTADY	0.00	0.00	0.00	0.00
OAK RIDGE	0.76	3.07	0.01	0.07
WASHINGTON	1.76	1.84	0.04	0.01
NEW YORK	1.97	2.62	0.09	0.02
SANTA FE	4.41	3.66	0.07	0.07
3-Year Average (1951-1953)		2.18		0.03