


To-Tests



UNITED STATES
ATOMIC ENERGY COMMISSION
WASHINGTON, D.C. 20545

411577

MAY 15 1973

- Major General Frank A. Camm, USA, Assistant General Manager for Military Application *e*
- F. C. Gilbert, Deputy Director, Division of Military Application
- T. R. Clark, Assistant Director of Military Application
- J. E. Rudolph, Assistant Director for Management Operations, DMA
- D. D. Davis, Assistant Director for Production and Planning, DMA
- L. M. Groover, Assistant Director for Program Analysis and Budget, DMA
- Colonel W. B. Haidler, USAF, Assistant Director for Research and Development, DMA
- L. E. Killion, Deputy Assistant Director for Laser Fusion and Special Activities, DMA
- CAPT A. M. Howard, USN, Assistant Director for Safety and Facilities, DMA
- G. C. Facer, Deputy Assistant Director for Safety and Facilities, DMA
- N. F. Barr, Division of Biomedical and Environmental Research
- L. J. Deal, Division of Operational Safety
- J. S. Cannon, Office of Information Services
- H. Glauberman, Division of Waste Management and Transportation
- R. Maxwell, Division of Environmental Affairs
- R. Goldenberg, Office of the General Counsel

ENIWETOK STATUS REPORT NO. 12

The attached Eniwetok Status Report is provided for your information.

REPOSITORY DOE History Division

COLLECTION R6 326, Tommy McCran, Job #1320

BOX No. 5

FOLDER Radiological Survey

William W. Gay

William W. Gay
Captain, USN
Assistant Director for Tests
Division of Military Application

Attachment:
Eniwetok Status Report

- Captain Gay *WJG*
- ~~Mr. Carlson~~
- CDR Wolff
- Major Cotner
- ~~Major Giannotta~~ *SPC*

This is good - Shouldn't we provide to DNA and DI as well?

Fritz - send a special report, not one of our numbered internal reports.

WJG

ENIWETOK RADIOLOGICAL SURVEY

SAMPLE ANALYSIS PROGRAM

PROGRESS REPORT

MAY 4, 1973

Attached is the bar graph showing progress on the Radiological Survey Analysis since the last report. LFE Environmental Analysis Laboratory has begun a significant production after completing their cross calibration and qualification program. Data from Eberline Instrument Company (EIC) and the University of Washington have not been received. Dr. Hoff of LLL, Dr. Nervik's Deputy, will be visiting EIC and the University of Washington next week to determine if they require additional assistance.

The rates of production in the various stages now show that all sample preparation, gamma counting and digitization will be completed by June 30. The remainder of the analysis will then be completed four-six weeks after that time. At this time, Dr. Nervik sees no problem in having the final report prepared by September 1, 1973.

Also attached are copies of working roughs of Island Alice (Bogallua) which indicate the format in which the radiological data will be in the final report.

Attachments:

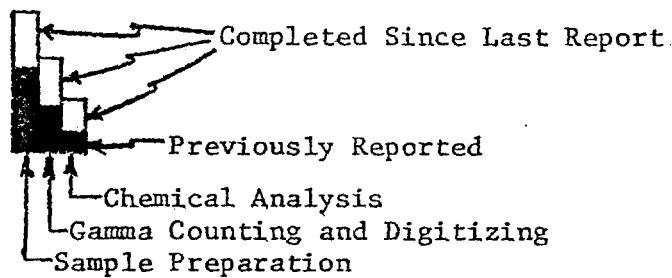
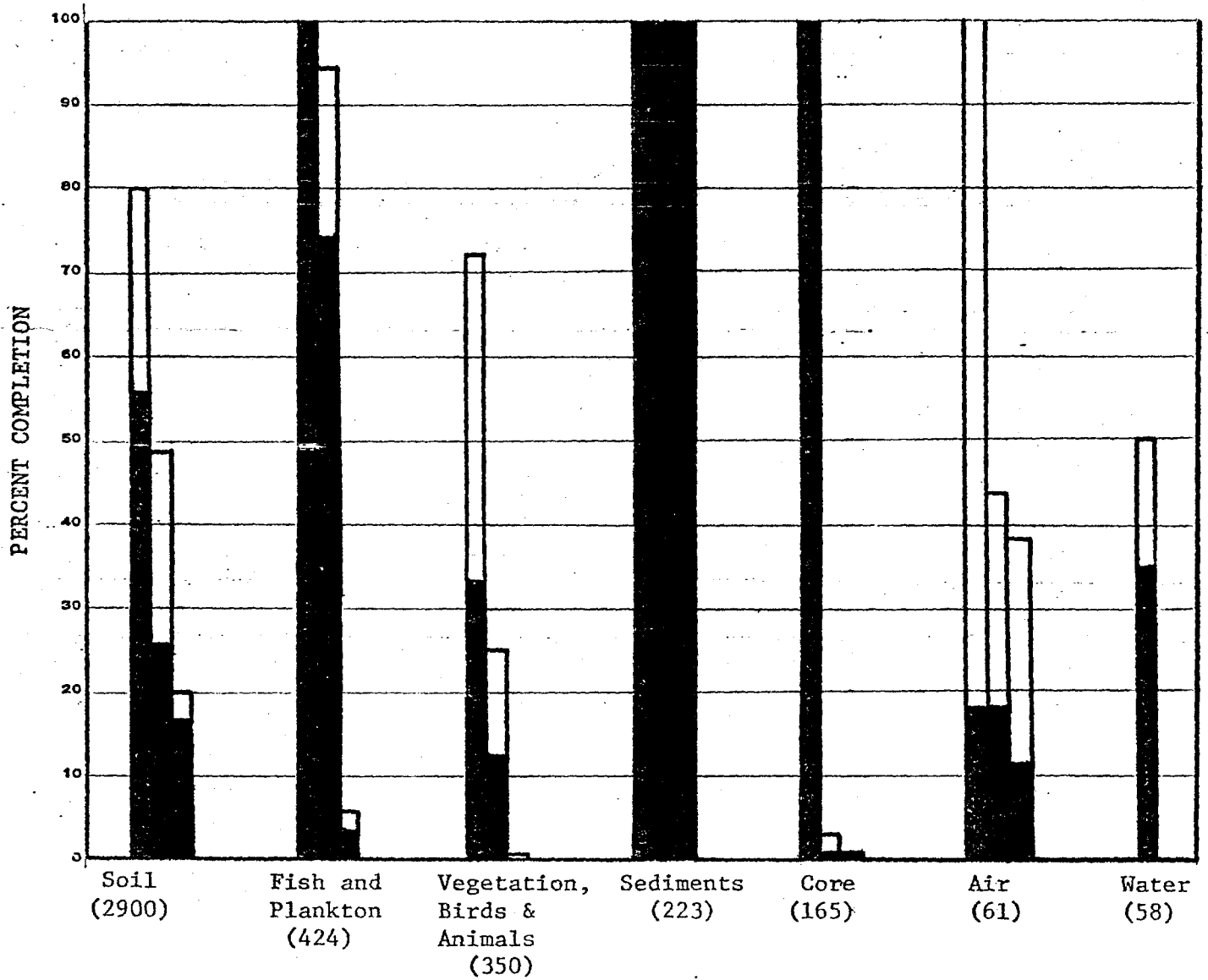
1. Bar Graph
2. ALICE Data

ENIWETOK RADIOLOGICAL SURVEY

SAMPLE ANALYSIS PROGRAM

PROGRESS REPORT

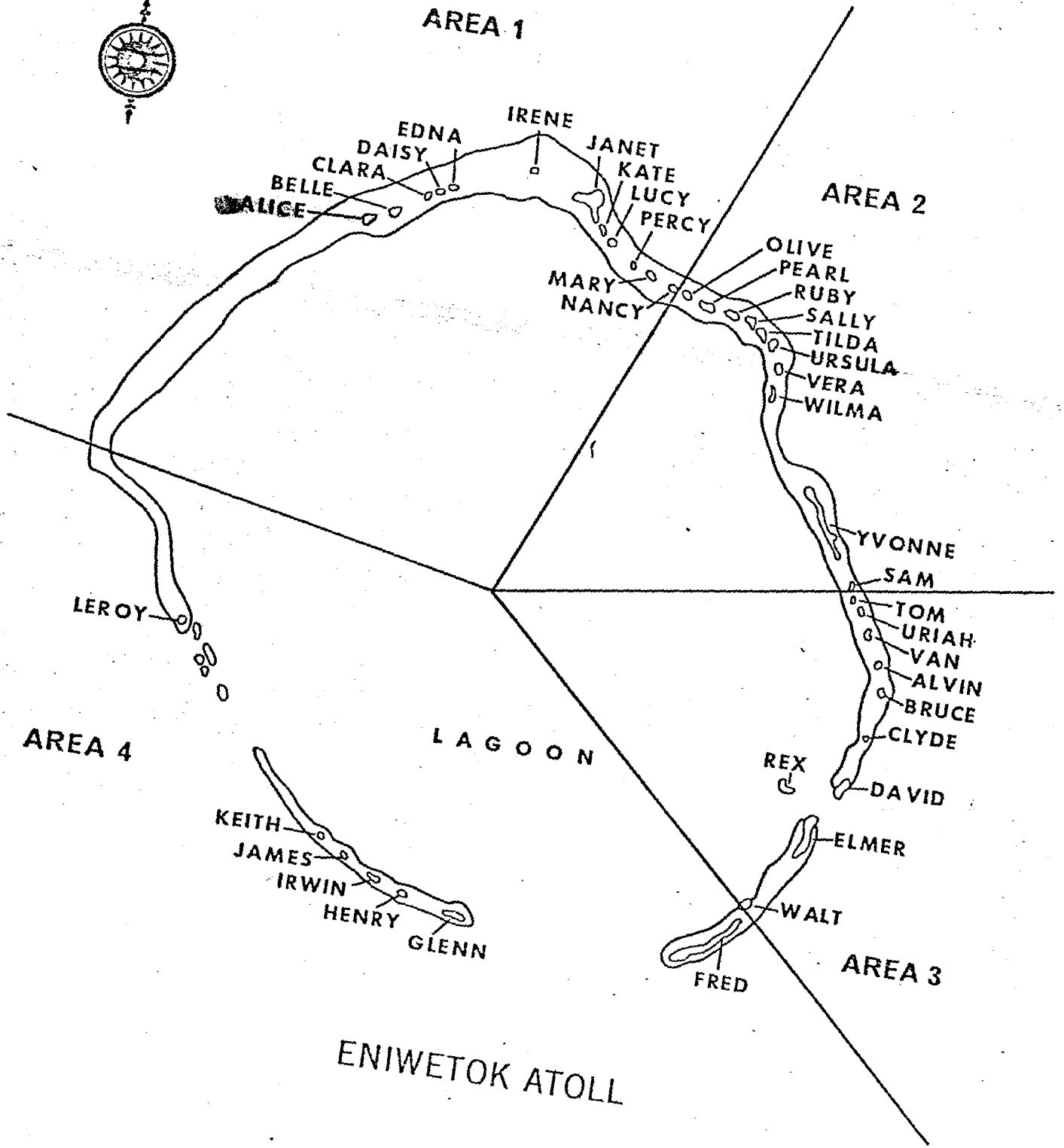
May 4, 1973



ALICE

DATA

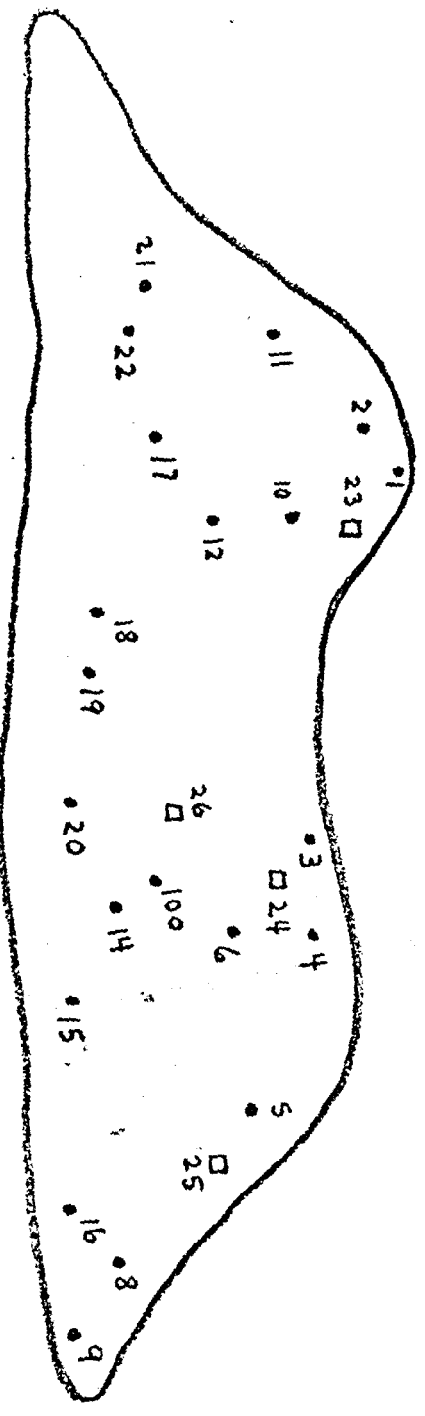
BEST COPY AVAILABLE





Alice

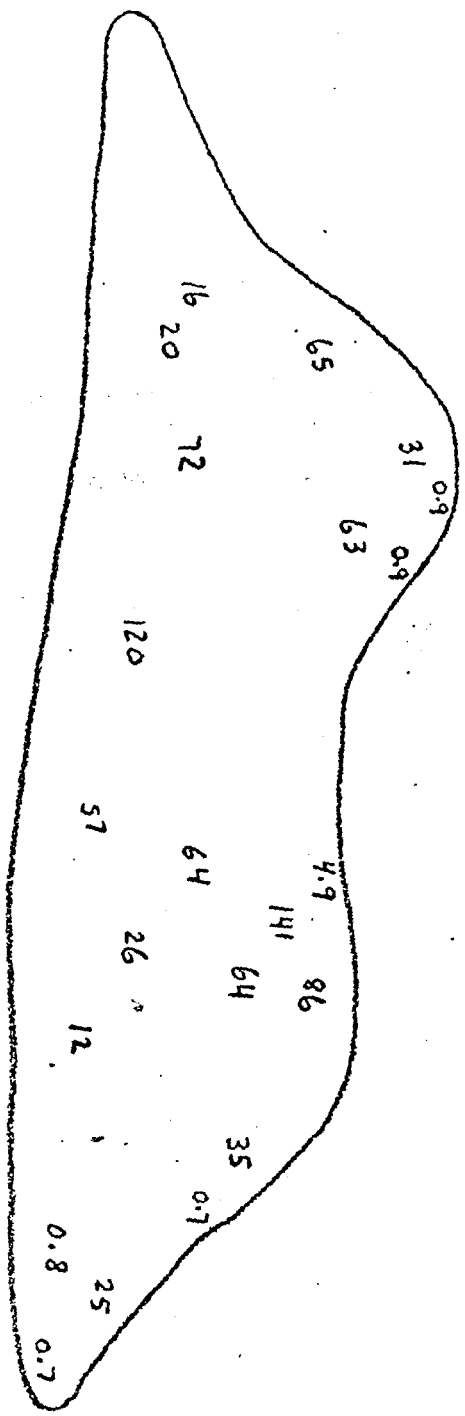
(AERIAL PHOTO)



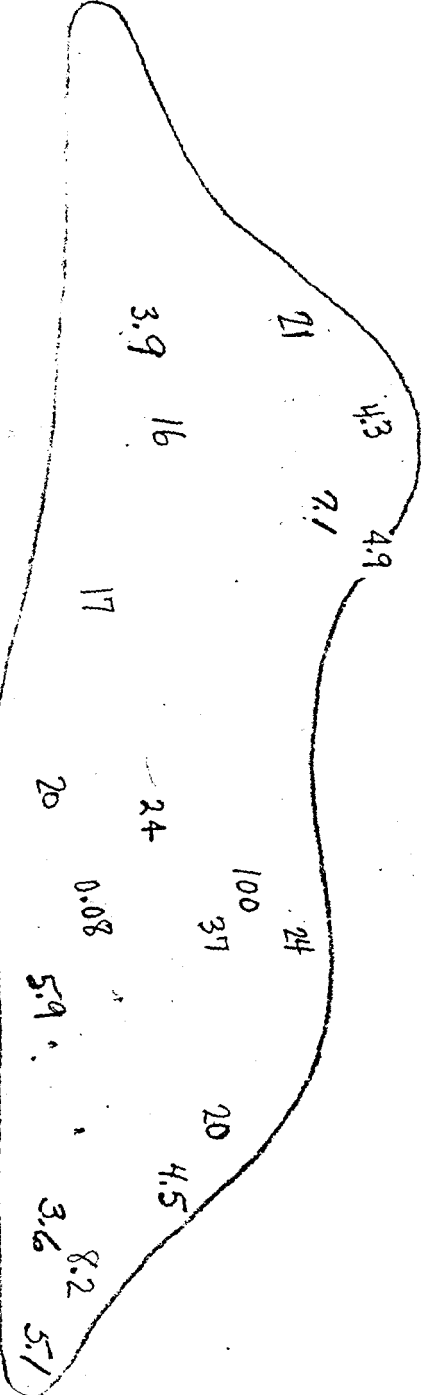
- denotes surface sample (0-15cm)
- denotes profile sample

ALICE

^{137}Cs (pCi/gRM)
SAMPLE



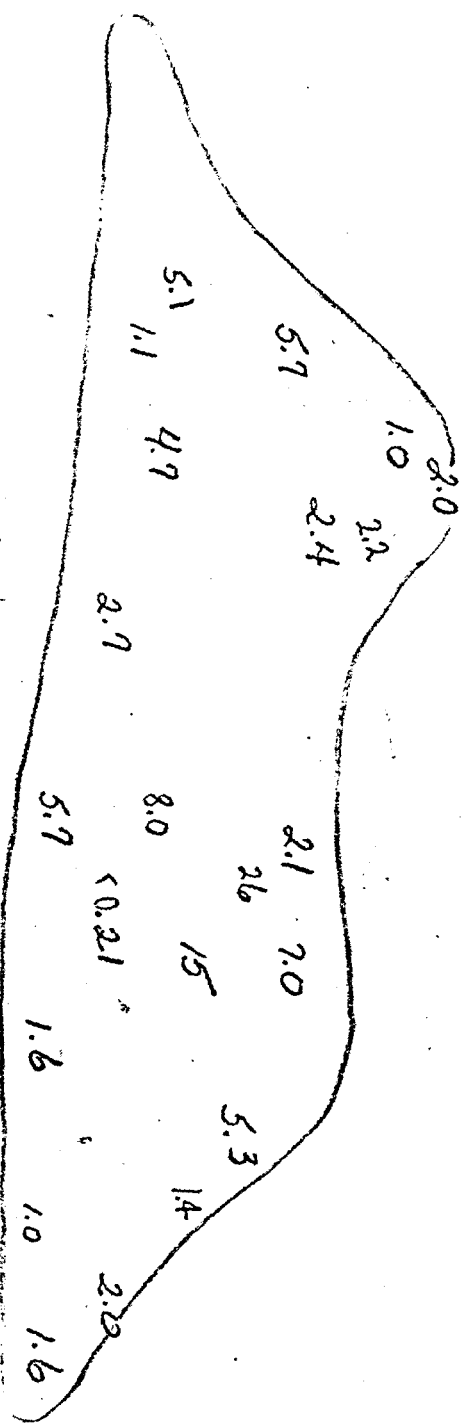
ALICE



ALICE]



22nd Dec
(PCI/gram)



Alice]



241 AM
(pci/crm)

